

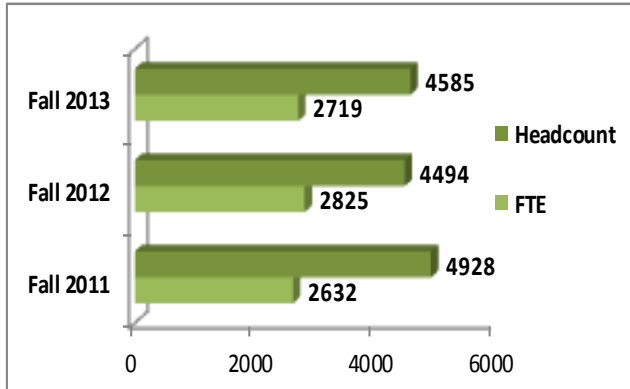
Jackson State Community College

2013-2014 Fast Facts

Prepared by the Office of Institutional Research and Accountability

Data Driven Decisions

Student Data



Fall 2013 Enrollment

4585 Headcount
1999 Fulltime Enrollment

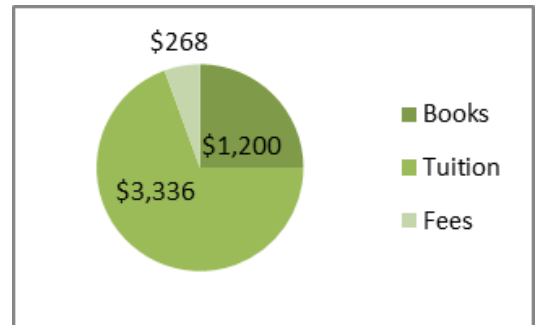
Women	66%
Men	34%
African American	19%
American Indian/Alaska Native	Less than 1%
Hispanic	2%
Asian	Less than 1%
White	77%
2 or more races	1.4%

Geographic Distribution

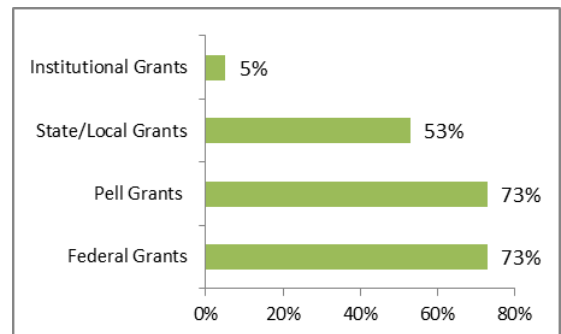
Benton County	1%
Carroll County	6.5%
Chester County	5%
Crockett County	3%
Decatur County	3%
Gibson County	11%
Hardeman County	5%
Hardin County	7%
Haywood County	3%
Henderson County	12%
Henry County	1%
Madison County	30%
McNairy County	4%
Weakley County	4.5%
Out of Service Area	4%

Cost of Attendance and Financial Aid

Average Cost of Attendance per Year 2013-2014
(cost is based on 12 credit hours per semester)



Percentage of First-Time, Full-Time Students Receiving Aid by Type 2011-2012 (92% of all First-Time, Full-Time Students Receive Some Type of Aid)



Average JSCC Student Age: 23

Median ACT Scores for Entering Freshmen

2012-2013

English	19.6
Mathematics	18.0
Reading	19.7
Science	19.3
Composite	19.2

Degrees and Certificates Awarded 2012-2013

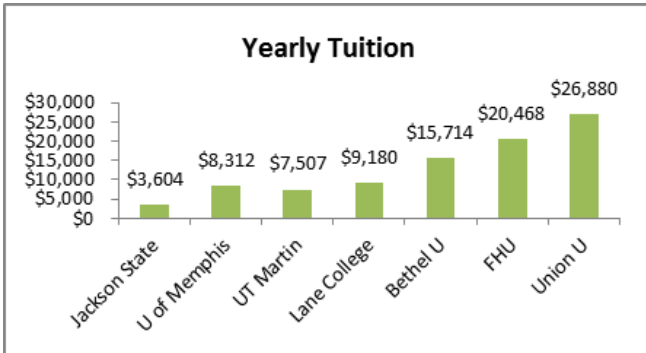
Associate of Applied Science	307
Associate of Arts	25
Associate of Science	164
Associate of Science in Teaching	12
Academic/Technical Certificates	134

JSCC has an overall Job Placement rate of 94%.

(Based on 2011 JSCC AAS Graduates)

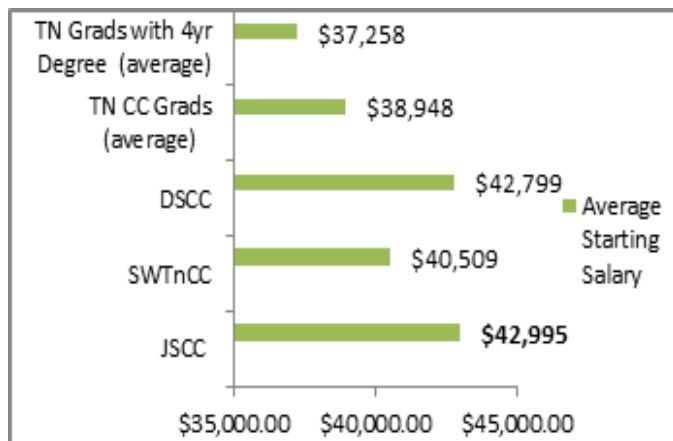
When asked to comment on their employees that are recent Jackson State graduates, local employers had this to say:

- ◇ "Exceed other institutions!"
- ◇ "Much higher degree of skills and knowledge than other two-year programs in the area."
- ◇ "They are as prepared as they can be to enter this field."
- ◇ "Always successful with our JSCC grads-most of our staff are JSCC graduates!"
- ◇ "JSCC grads are the best!"
- ◇ "Strong graduates. Competent in skills. Good employees."



Tuition Comparison 2013-2014 (In-State Tuition & Fees; Source: Institute of Education Sciences, National Center for Educational Statistics, U.S. Dept. Of Education. <https://nces.ed.gov/>)

Jackson State graduates earn more than the average TN college graduate!



Data provided by Collegemeasures.org; Sept. 2012

Jackson State Crime Statistics

Crime Statistics are required under the Student Right to Know / Campus Security Act. Current statistics are available at:

<http://www.jsc.edu/administration/safety-and-security/student-right-to-know-campus-security-act.html>

Jackson State Community College, a Tennessee Board of Regents institution, is an equal opportunity, affirmative action school.

IE11-5718

JSCC Allied Health and Nursing Graduates consistently score **higher** than the national comparison on licensure exams. (Scores below are reported for the 2012-2013 graduates.) JSCC's overall licensure rate is 92% compared to the average 86%

Jackson State is the #1 choice for Dual Enrollment.

2013-2014

Over **1,000** Dual Enrollment Students
In 32 High Schools throughout JSCC's
14-county Service Area

Jackson State Community College is accredited by the [Southern Association of Colleges and Schools Commission on Colleges](#) to award degrees at the associate level. Contact the Commission on Colleges at 1866 Southern Lane, Decatur, Georgia 30033-4097 or call 404-679-4500 for questions about the accreditation of Jackson State Community College.